



18

APPLICATION TOOLS

Swarovski offers an ideal product selection for gluing, Ceralun application, Hotfix, sewing, and mechanical application, allowing for simple and problem-free production of state-of-the-art products. The product assortment includes a wide range of Ceralun, glues, mechanical tools, and other application aids, which mean that crystals can be applied simply, quickly, and securely.

CERALUN

GLUES

MECHANICAL TOOLS

OTHER TOOLS

CERALUN

Ceralun is a versatile and strong two-component, high-performance ceramic epoxy composite. This clay has been specifically developed and tailored to embed foiled and unfoiled crystals. It is an absolutely essential material for

innovative design. Ceralun has a high level of hardness, rigidity, and shock absorbance. It is resistant to sweat, humidity, or climatic changes, and shows no aging.

AVAILABLE PACKAGING VERSIONS AND COLORS

CERALUN 9020	Packaging Size				Regional Version		
	5x20 g	100 g	10x100 g	1 kg	America	Asia	Europe
Basic Colors							
● CE Black (A+B)	■	■	■	■	■	■	■
● CE Burgundy (A+B)	■	■	■	■	■	■	■
● CE Dark Sapphire (A+B)	■	■	■	■	■	■	■
● CE Indicolite (A+B)	■	■	■	■	■	■	■
● CE Malachite (A+B)	■	■	■	■	■	■	■
● CE Red (A+B)	■	■	■	■	■	■	■
● CE Rose (A+B)	■	■	■	■	■	■	■
● CE Walnut (A+B)	■	■	■	■	■	■	■
● CE White (A+B)	■	■	■	■	■	■	■
● CE Yellow (A+B)	■	■	■	■	■	■	■
Shining Colors							
● CE Anthracite (A+B)	■	■	■	■	■	■	■
● CE Gold (A+B)	■	■	■	■	■	■	■
● CE Pearl Silk (A+B)	■	■	■	■	■	■	■
● CE Shining Green (A+B)	■	■	■	■	■	■	■
● CE Shining Lilac (A+B)	■	■	■	■	■	■	■
● CE Shining Red (A+B)	■	■	■	■	■	■	■
● CE Silver (A+B)	■	■	■	■	■	■	■

ORDERING EXAMPLE
& PRODUCT VARIETY EXPLANATION

9020	Shining Green (A+B)	5x20 g	AMERICA
Article number	Available Ceralun color	Packaging size	Regional version
9020	Please see the respective product matrix for all available colors	5x20 g 100 g 10x100 g 1 kg	America Asia Europe

Please note: Packaging contains the total amount of Ceralun, e.g. 100 g = 50 g component A and 50 g component B (mixing ratio 1:1).

OVERVIEW OF AVAILABLE BASIC COLORS



Black



Burgundy



Dark Sapphire



Indicolite



Malachite



Red



Rose



Walnut



White



Yellow

OVERVIEW OF AVAILABLE SHINING COLORS



Anthracite



Gold




Pearl Silk



Shining Green



Shining Lilac



Shining Red



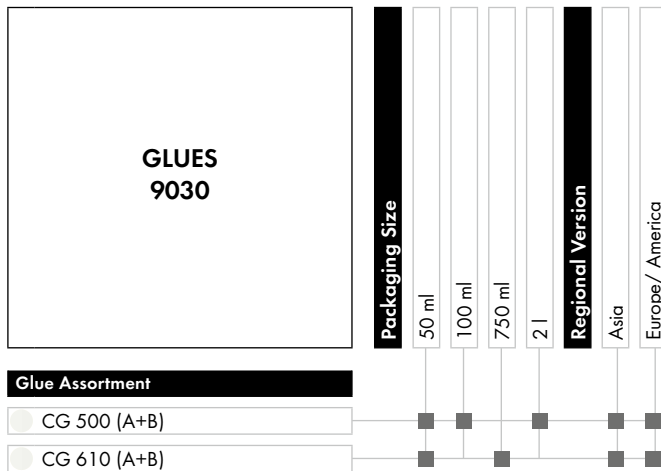
Silver

CRYSTAL GLUES CG 500 (A+B) & CG 610 (A+B)

CG 500 (A+B) and CG 610 (A+B) are two-component epoxy resin glues especially developed for gluing both foiled and unfoiled crystals. The highest quality can be ensured by following the entire application process.

Please consult our Application Manual (online on our business website SWAROVSKI.COM/PROFESSIONAL) for detailed information.

AVAILABLE PACKAGING VERSIONS



ORDERING EXAMPLE & PRODUCT VARIETY EXPLANATION

9030	CG 500 (A+B)	100 ml	EUROPE/AMERICA
Article number	Crystal glue type	Packaging size	Regional version
9030	CG 500 (A+B) CG 610 (A+B)	50 ml 100 ml 750 ml 2 l	Asia Europe/America

FIELD OF APPLICATION

	Color	Viscosity	Crystal	Glass	Ceramics	Stone	Aluminum	Brass	Silver	Steel	PC	PS	PVC/ABS	PMMA	Paper	Cork	Wood	Textiles ¹	Small Chatons (Xero)
CG 500 (A+B)	translucent	med	+	+	+	+	+	+	+	+	+	+	+	+	○	○	○	-	-
CG 610 (A+B)	translucent	low	+	+	+	+	+	+	+	+	+	+	○	○	○	○	○	-	+

Please note: Packaging contains the total amount of glue, e.g. CG 500 (A+B) 50 ml Cartridge = 25 ml component A and 25 ml component B (mixing ratio 1:1)/ CG 610 (A+B) 50 ml Cartridge = 33,33 ml component A and 16,67 ml component B (mixing ratio 2:1).

¹ For permanent (wash-resistant) applications, Hotfix application is recommended.

TOOLS FOR GLUING & CERALUN

9020



Description	Details
Ceralun Release Agent	The Release Agent contains 100 ml of high molecular liquid wax. It is used for smoothing the Ceralun surface, e.g. before applying stamping techniques and patterning.

9030/000



Description	Details
Test Pen	For the inspection of the surface tension

9030/001



Description	Details
Chaton Sieve PP 2 - PP 20	For positioning chatons

9030/002



Description	Details
Chaton Sieve PP 21 - SS 34	For positioning chatons

9030/003



Description	Details
Chaton Sieve PP 0 - PP 1	For positioning chatons

9030/126



Description	Details
Mixing nozzle for CG 500 (A+B) and CG 610 (A+B)	The mixing nozzle is suitable for the 50 ml cartridge of both crystal glue types and comes in a packaging size of 10 pieces.

MACHINES, TOOLS FOR MECHANICAL APPLICATION

9040/019 & 9040/017



Description	Details
9040/019 Fly press with mounting board	The fly press can be used to mechanically apply Swarovski crystals. To be used with mechanical tools. Inner thread of M6 spindle used to fix mechanical tools or vacuum adapters
9040/017 Fly press without mounting board	

9040/022



Description	Details
Vacuum pump for fly press	Vacuum pump with silicone hose to held Rose Pins and Rivets in place in the fly press

9040/023



Description	Details
Vacuum adapter with M8 inner thread	M6 outer thread to be fixed to fly press and M8 inner thread to hold the Upper Die. For some types of Rivets

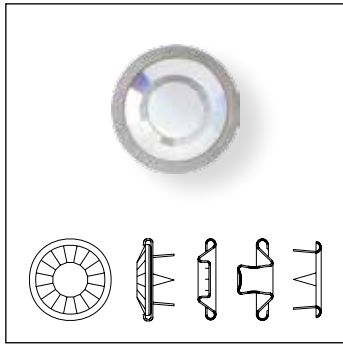
9040/105



Description	Details
Vacuum adapter with external screw	External screw instead of inner thread to fix the Upper Die. For XIRIUS Flat Back Snap Fasteners, Rhombus Pin and some types of Rivets


TOOLS FOR SNAP FASTENERS & DECORATIVE BUTTONS

1780/100 Snap Fastener



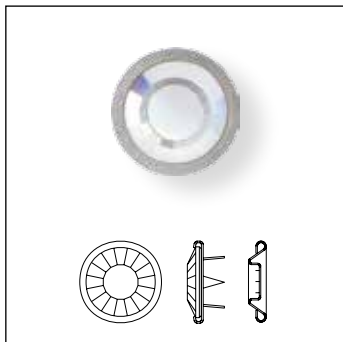
Required Application Tools	
Upper Die	Lower Die
 Art. 9060/005	 Art. 9060/004
 Art. 9060/006	 Art. 9060/007



1780/114 Snap Fastener




Required Application Tools	
Upper Die	Lower Die
 Art. 9060/005	 Art. 9060/004
 Art. 9060/006	 Art. 9060/007



1781/100 Decorative Button



Required Application Tools	
Upper Die	Lower Die
 Art. 9060/005	 Art. 9060/004

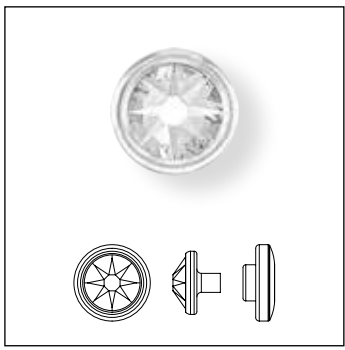




1781/114 Decorative Button






Required Application Tools	
Upper Die	Lower Die
 Art. 9060/005	 Art. 9060/004

TOOLS FOR XIRIUS FLAT BACK SNAP FASTENERS

1783/300 01 XIRIUS Flat Back Snap Fastener





	Required Application Tools			
	Upper Die  Art. 9060/032	Vacuum Adapter  Art. 9040/105	Spare Part ¹  Art. 9060/036	Lower Die  Art. 9060/033

1783/300 02 XIRIUS Flat Back Snap Fastener








	Required Application Tools		
	Upper Die  Art. 9060/034	Vacuum Adapter  Art. 9040/105	Lower Die  Art. 9060/035

TOOLS FOR JEANS BUTTONS

1790/100 Jeans Button

	Required Application Tools		
	Upper Die ⁴  Art. 9060/001	Lower Die  Art. 9060/016	Thread Adapter  Art. 9060/014 (M6) ³

1790/104 Jeans Button

	Required Application Tools				
	Upper Die ⁴  Art. 9060/009 ²	Spare Part ⁵  Art. 9060/011	Lower Die  Art. 9060/016	Thread Adapter  Art. 9060/014 (M6) ³	Changing Pin  Art. 9060/015
	Tool Set  Art. 9060/020				

¹ The Spare Part (plastic insert) is integrated into the Upper Die as standard. It should be changed when it becomes worn.

² The plastic insert for the Upper Die (art. 9060/009) must be ordered separately depending on the type of button it will be used with.


³ The appropriate thread adapter is supplied with the fly press art. 9040/017 and art. 9040/019.

⁴ Holder for insert

⁵ Insert for Upper Die

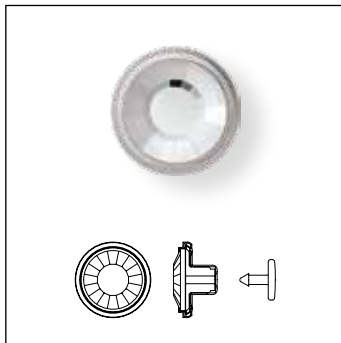
TOOLS FOR JEANS BUTTONS

1790/114 Jeans Button



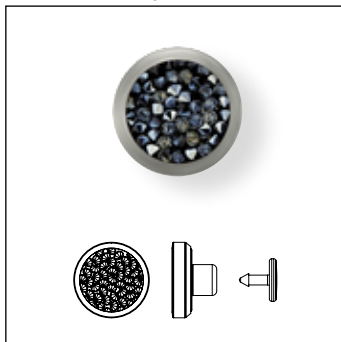
Upper Die ³	Lower Die	Thread Adapter
		
Art. 9060/001	Art. 9060/016	Art. 9060/014 (M6) ²

1790/140 Jeans Button



Upper Die ³	Spare Part ⁴	Lower Die	Thread Adapter	Changing Pin
				
Art. 9060/009 ¹	Art. 9060/010	Art. 9060/016	Art. 9060/014 (M6) ²	Art. 9060/015
Tool Set				
				
Art. 9060/020				

1795/140 Crystal Fine Rocks Jeans Button



Upper Die ³	Spare Part ⁴	Lower Die	Thread Adapter	Changing Pin
				
Art. 9060/009 ¹	Art. 9060/018	Art. 9060/016	Art. 9060/014 (M6) ²	Art. 9060/015
Tool Set				
				
Art. 9060/020				

1797/140 Crystal Fabric Jeans Button



Upper Die ³	Spare Part ⁴	Lower Die	Thread Adapter	Changing Pin
				
Art. 9060/009 ¹	Art. 9060/018	Art. 9060/016	Art. 9060/014 (M6) ²	Art. 9060/015
Tool Set				
				
Art. 9060/020				

¹ The plastic insert for the Upper Die (art. 9060/009) must be ordered separately depending on the type of button it will be used with.

² The appropriate thread adapter is supplied with the fly press art. 9040/017 and art. 9040/019.

³ Holder for insert

⁴ Insert for Upper Die

TOOLS FOR RIVETS

Required Application Tools	Upper Die	Vacuum Adapter	Spare Part for Upper Die (Insert) ¹	Lower Die for application with Back Part:	Lower Die for application with Back Part:	Lower Die for application without Back Part for Rivet Casing 088 Stainless Steel	Lower Die for application without Back Part for Rivet with casing color 081 Gold 082 Silver 086 Gun Metal 093 Rose Gold

53 000



Art. 9040/005 M8	Art. 9040/023	Art. 9040/008
Art. 9040/014 M6 ²	-	

53 001



Art. 9070/005 M8	Art. 9040/023	Art. 9070/008
Art. 9070/009 M6	-	

53 002



Art. 9040/005 M8	Art. 9040/023	Art. 9040/008
Art. 9040/014 M6 ²	-	

53 003



Art. 9070/005 M8	Art. 9040/023	Art. 9070/008
-	-	

53 005



Art. 9040/064 M8	Art. 9040/023	Art. 9040/062
Art. 9040/063 M6	-	

53 006

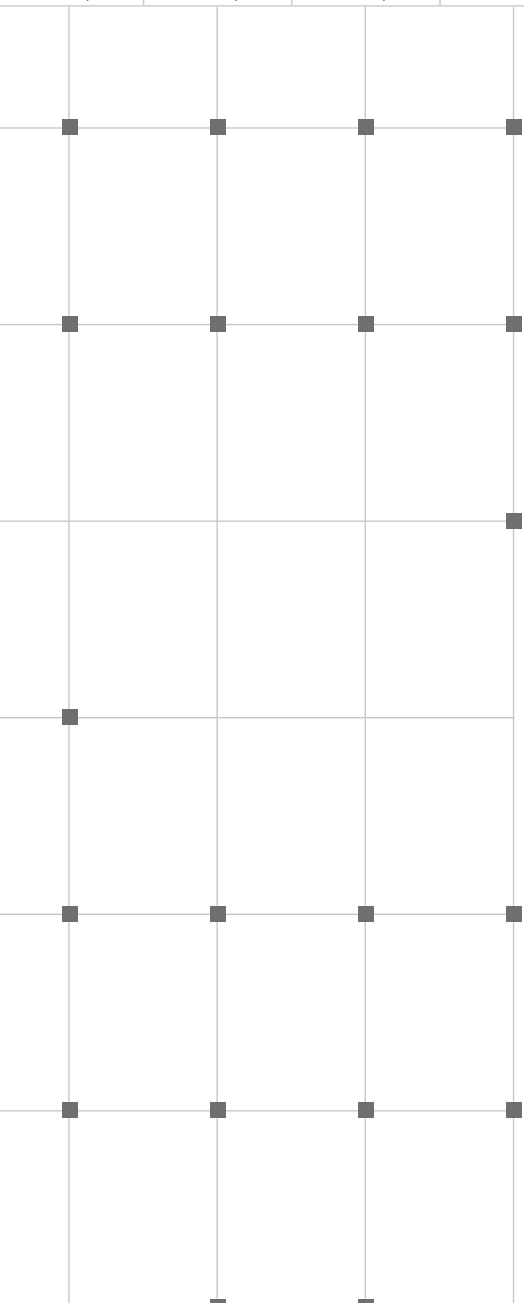


Art. 9040/067 M8	Art. 9040/023	Art. 9040/065
Art. 9040/066 M6	-	

53 008



Art. 9040/083 M8	Art. 9040/023	Art. 9040/084
Art. 9040/085 M6	-	













¹ The Spare Part (plastic insert) is incorporated into the Upper Die as standard. It should be changed when it becomes worn.

² Tools with no adapter (e.g. art. 9040/014) can be screwed directly in a fly press directly. The fly press therefore must have the option of a vacuum directly through the shaft.

³ Rivet 53 003 is designed for ring rolling application and is self-backing. The Rivet can be applied either on automatic and semi-automatic machines or with a fly press. For application with fly press use the Lower Die art. 9070/010 without Back Part.

TOOLS FOR RIVETS

Required Application Tools	Upper Die	Vacuum Adapter	Spare Part for Upper Die (Insert) ¹	Lower Die for application with Back Part:	Lower Die for application with Back Part:	Lower Die for application without Back Part for Rivet with casing color
		 Art. 9040/023		 53 007	 53 009	081 Gold 082 Silver 086 Gun Metal 093 Rose Gold
		 Art. 9040/105		 Art. 9070/010	 Art. 9070/012	 Art. 9040/015

53 500



Art. 9040/106	Art. 9040/105	-			
---------------	---------------	---	--	--	--

53 501



Art. 9040/107	Art. 9040/105	-			
---------------	---------------	---	--	--	--

53 502



Art. 9040/108	Art. 9040/105	-			
---------------	---------------	---	--	--	--

53 700



Art. 9040/112	Art. 9040/105	Art. 9040/113			
---------------	---------------	---------------	--	--	--

53 010



Art. 9040/123	Art. 9040/105	Art. 9040/124			
---------------	---------------	---------------	--	--	--

53 011



Art. 9040/125	Art. 9040/105	Art. 9040/126			
---------------	---------------	---------------	--	--	--

53 503








Art. 9040/127	Art. 9040/105	Art. 9040/128			
---------------	---------------	---------------	--	--	--





¹ The Spare Part (plastic insert) is incorporated into the Upper Die as standard. It should be changed when it becomes worn.

TOOLS FOR ROSE & RHOMBUS PINS





53 301 Rose Pin (SS 10)

	Required Application Tools	Upper Die	Spare Part	Lower Die	Centering Aid
		 Art. 9040/090 M6	 Art. 9040/094	 Art. 9070/013	 Art. 9070/017





53 302 Rose Pin (SS 16)

	Required Application Tools	Upper Die	Spare Part	Lower Die
		 Art. 9040/091 M6	 Art. 9040/095	 Art. 9070/014

53 303 Rose Pin (SS 20)

	Required Application Tools	Upper Die	Spare Part	Lower Die
		 Art. 9040/092 M6	 Art. 9040/096	 Art. 9070/014

53 304 Rose Pin (SS 34)

	Required Application Tools	Upper Die	Spare Part	Lower Die
		 Art. 9040/093 M6	 Art. 9040/097	 Art. 9070/016

APPLICATION TOOLS

MECHANICAL TOOLS

TOOLS FOR RHOMBUS PIN

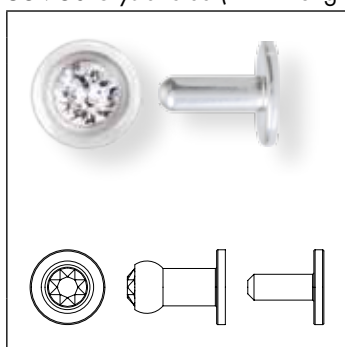
53 320 Rhombus Pin (10x6 mm)



Upper Die	Vacuum Adapter	Spare Part	Lower Die	Centering Aid
Art. 9040/116	Art. 9040/105	Art. 9040/119	Art. 9070/021	Art. 9070/022

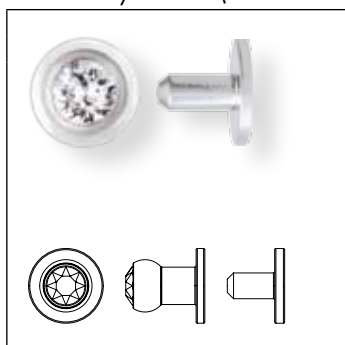
TOOLS FOR CRYSTAL STUDS

53 730 Crystal Stud (PP 24 long shaft)



Upper Die	Lower Die	Buttonhole Punching Tool
Art. 9040/120 M6	Art. 9040/121	Art. 9040/122


53 731 Crystal Stud (PP 24 short shaft)



Upper Die	Lower Die	Buttonhole Punching Tool
Art. 9040/120 M6	Art. 9040/121	Art. 9040/122

TOOLS FOR HOTFIX

9010/002



Description	Details
Silicone ironing pad 134x100 cm, 54x40 in	Compensating pad for applying Transfers of different crystal sizes

9010/003



Description	Details
Teflon® 100 x 50 cm, 40 x 20 in	Teflon® to protect heated surfaces from any glue residue

9010/005




Description	Details
Silicone pad 50x50x0.2 cm, 20 x 20 x 0.08 in	Aid for application of Crystal Diamond Transfers

9010/006



Description	Details
Silicone board 50x25x0.1 cm, 20x10x0.05 in	Aid for hand setting and designing Transfers

9010/007



Description	Details
Temperature measuring strips	Aid to check temperature in a heat press at various points across the sur- face. It ensures that heat is distributed evenly across the surface.

TOOLS FOR SEWING & BEADING

9040/055

Description	Details
Metal plates for adapting a standard presser foot	For sewing Plastic Trimming art. 50 002. The metal plates can be glued to the presser foot with epoxy adhesive. Width: 2.7 mm Height: 2.3 mm

9040/056

Description	Details
Metal plates for adapting a standard presser foot	For sewing Plastic Trimming art. 50 003. The metal plates can be glued to the presser foot with epoxy adhesive. Width: 3.4 mm Height: 2.5 mm

9040/057

Description	Details
Metal plates for adapting a standard presser foot	For Plastic Trimming art. 50 004. The metal plates can be glued to the presser foot with epoxy adhesive. Width: 4.4 mm Height: 3.5 mm


Crystal Buttons




Sew-on Articles



Flat Backs Hoflix



Flat Backs No Hoflix



Pendants



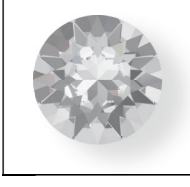
Beads



Fancy Stones



Round Stones



Crystal



Crystal [001]

Colors

Plain Colors

Amethyst [204]

Aquamarine [202]

Black Diamond [215]

Blue Zircon [229]

Blush Rose [257]

Burgundy [515]

Capri Blue [243]

Chalkwhite [279]

Chrysolite [238]

Citrine [249]

Cobalt [369]

Dark Indigo [288]

Denim Blue [266]

Emerald [205]

Erinite [360]

Fern Green [291]

Fireopal [237]

Fuchsia [502]

Graphite [253]

Greige [284]

Hyacinth [236]

Indian Pink [289]

Indian Sapphire [217]

Indian Siam [327]

Indicolite [379]

Jet [280]

Jonquil [213]

Khaki [550]

Light Amethyst [212]

Light Azure [361]

Light Colorado Topaz [246]

Light Peach [362]

Light Rose [223]

Light Sapphire [211]

Light Siam [227]

Light Silk [261]

Light Smoked Topaz [221]

Light Topaz [226]

Light Turquoise [263]

Mocca [286]

Montana [207]

Olivine [228]

Padparadscha [542]

Peridot [214]

Provence Lavender [283]

Purple Velvet [277]

Resaline [508]

Rose [209]

Rose Peach [262]

Ruby [501]

Sapphire [206]

Siam [208]

Silk [391]

Smoked Topaz [220]

Smoky Mauve [265]

Smoky Quartz [225]

Sunflower [292]

Tangerine [259]

Tanzanite [539]

Topaz [203]

Turquoise [267]

Vintage Rose [319]

Violet [371]

White Alabaster [281]

Opal Colors

Air Blue Opal [285]

Chrysolite Opal [294]

Cyclamen Opal [398]

Light Gray Opal [383]

Pacific Opal [390]

Rose Water Opal [395]

White Opal [234]

Yellow Opal [231]

Crystal [001]

Amethyst [204]

Aquamarine [202]

Black Diamond [215]

Blue Zircon [229]

Blush Rose [257]

Burgundy [515]

Capri Blue [243]

Chalkwhite [279]

Chrysolite [238]

Citrine [249]

Cobalt [369]

Dark Indigo [288]

Denim Blue [266]

Emerald [205]

Erinite [360]

Fern Green [291]

Fireopal [237]

Fuchsia [502]

Graphite [253]

Greige [284]

Hyacinth [236]

Indian Pink [289]

Indian Sapphire [217]

Indian Siam [327]

Indicolite [379]

Jet [280]

Jonquil [213]

Khaki [550]

Light Amethyst [212]

Light Azure [361]

Light Colorado Topaz [246]

Light Peach [362]

Light Rose [223]

Light Sapphire [211]

Light Siam [227]

Light Silk [261]

Light Smoked Topaz [221]

Light Topaz [226]

Light Turquoise [263]

Mocca [286]

Montana [207]

Olivine [228]

Padparadscha [542]

Peridot [214]

Provence Lavender [283]

Purple Velvet [277]

Resaline [508]

Rose [209]

Rose Peach [262]

Ruby [501]

Sapphire [206]

Siam [208]

Silk [391]

Smoked Topaz [220]

Smoky Mauve [265]

Smoky Quartz [225]

Sunflower [292]

Tangerine [259]

Tanzanite [539]

Topaz [203]

Turquoise [267]

Vintage Rose [319]

Violet [371]

White Alabaster [281]

Opal Colors

Air Blue Opal [285]

Chrysolite Opal [294]

Cyclamen Opal [398]


Light Gray Opal [383]

Pacific Opal [390]

Rose Water Opal [395]

White Opal [234]

Yellow Opal [231]




Round Stones



Fancy Stones



Beads



Pendants



Flat Backs No Halfix



Flat Backs Halfix



Sew-on Articles



Crystal Buttons

Crystal Effects	Round Stones	Fancy Stones	Beads	Pendants	Flat Backs No Halfix	Flat Backs Halfix	Sew-on Articles	Crystal Buttons
Transparent Effects								
Crystal AB (001 AB)	■	■	■	■	■	■	■	■
Crystal Antique Pink (001 ANTP)*	■	■	■	■	■	■	■	■
Crystal Astral Pink (001 API)	■	■	■	■	■	■	■	■
Crystal Bermuda Blue (001 BBL)**	■	■	■	■	■	■	■	■
Crystal Blue Shade (001 BLSH)*	■	■	■	■	■	■	■	■
Crystal Bronze Shade (001 BRSH)*	■	■	■	■	■	■	■	■
Crystal Copper (001 COP)*	■	■	■	■	■	■	■	■
Crystal Cosmojet (001 COS)	■	■	■	■	■	■	■	■
Crystal Golden Shadow (001 GSHA)	■	■	■	■	■	■	■	■
Crystal Heliotrope (001 HEL)**	■	■	■	■	■	■	■	■
Crystal Lilac Shadow (001 LLSH)	■	■	■	■	■	■	■	■
Crystal Luminous Green (001 LUMG)*	■	■	■	■	■	■	■	■
Crystal Meridian Blue (001 MBL)**	■	■	■	■	■	■	■	■
Crystal Moonlight (001 MOL)	■	■	■	■	■	■	■	■
Crystal Paradise Shine (001 PARSH)	■	■	■	■	■	■	■	■
Crystal Red Magma (001 REDM)*	■	■	■	■	■	■	■	■
Crystal Scarin (001 SAT)*	■	■	■	■	■	■	■	■
Crystal Silver Night (001 SINI)**	■	■	■	■	■	■	■	■
Crystal Silver Shade (001 SSHA)	■	■	■	■	■	■	■	■
Crystal Transmission Halfix Transparent (001 TRAHFT)	■	■	■	■	■	■	■	■
Crystal Vitrail Light (001 VL)**	■	■	■	■	■	■	■	■
Crystal Vitrail Medium (001 VM)**	■	■	■	■	■	■	■	■
Crystal Volcano (001 VOJ)**	■	■	■	■	■	■	■	■
Metallic Effects								
Crystal Comet Argent Light (001 CAL)*	■	■	■	■	■	■	■	■
Crystal Dorado (001 DOR)*	■	■	■	■	■	■	■	■
Crystal Iridescent Green (001 IIRIG)*	■	■	■	■	■	■	■	■
Crystal Light Chrome (001 LICHI)*	■	■	■	■	■	■	■	■
Crystal Metallic Blue (001 METBL)*	■	■	■	■	■	■	■	■
Crystal Metallic Light Gold (001 MGL)*	■	■	■	■	■	■	■	■
Crystal Rainbow Dark (001 RABDK)*	■	■	■	■	■	■	■	■
Crystal Metallic Sunshine (001 METSH)*	■	■	■	■	■	■	■	■
Crystal Rose Gold (001 ROGL)*	■	■	■	■	■	■	■	■
Crystal Scarabeus Green (001 SCGR)****	■	■	■	■	■	■	■	■
Crystal Patina								
Crystal Black Patina (001 BLAPA)*	■	■	■	■	■	■	■	■
Crystal Gold Patina (001 GOIPA)*	■	■	■	■	■	■	■	■
Crystal Rose Patina (001 ROSPA)*	■	■	■	■	■	■	■	■
Crystal Silver Patina (001 SILPA)*	■	■	■	■	■	■	■	■
Crystal White Patina (001 WHIPA)	■	■	■	■	■	■	■	■
Crystal Lacquer^{PRO}								
Crystal Powder Blue (001 L104)*	■	■	■	■	■	■	■	■
Crystal Powder Green (001 L102)*	■	■	■	■	■	■	■	■
Crystal Powder Grey (001 L105)*	■	■	■	■	■	■	■	■
Crystal Powder Rose (001 L103)*	■	■	■	■	■	■	■	■
Crystal Powder Yellow (001 L101)*	■	■	■	■	■	■	■	■
Crystal Dark Grey (001 L111S)*	■	■	■	■	■	■	■	■
Crystal Dark Red (001 L108S)*	■	■	■	■	■	■	■	■
Crystal Ivory Cream (001 L106S)*	■	■	■	■	■	■	■	■
Crystal Royal Blue (001 L1105)*	■	■	■	■	■	■	■	■
Crystal Royal Green (001 L109S)*	■	■	■	■	■	■	■	■
Crystal Royal Red (001 L107S)*	■	■	■	■	■	■	■	■
Full Coating								
Crystal AB FC (001 AB FC)	■	■	■	■	■	■	■	■
Crystal Astral Pink FC (001 API FC)	■	■	■	■	■	■	■	■
Crystal Bronze Shade FC (001 BRSH FC)*	■	■	■	■	■	■	■	■
Crystal Comet Argent Light FC (001 CAL FC)*	■	■	■	■	■	■	■	■
Crystal Iridescent Green FC (001 IIRIG FC)*	■	■	■	■	■	■	■	■
Crystal Metallic Blue FC (001 METBL FC)*	■	■	■	■	■	■	■	■
Color Effects								
Metallic Effects								
Jet Hematite (280 HEM)*	■	■	■	■	■	■	■	■
Jet Nut (280 NUT)*	■	■	■	■	■	■	■	■

For details on available colors and effects for each article within the product groups, please see the product matrix of the respective item in the Collection 2016. For color and effect samples, please see the corresponding color chart.

Classic Colors/Effects: This color range offers a wide choice of traditional Swarovski crystal colors and effects. Exclusive Colors/Effects: This color range is offered exclusively by Swarovski.

The plating resistance of effects is tested according to Swarovski's plating guidelines (SWAROVSKI.COM/PROFESSIONAL). Customers are advised to carry out their own tests if customers' plating parameters diverge from Swarovski plating guidelines.

- * Crystals are not resistant to plating and similar processing.
- ** Crystals are resistant to plating only if they are Fiolled.
- *** designed by Jean Paul Gauthier

Colors and effects can appear different when illuminated with different light sources. Swarovski uses standard light source D50 for color decision and comparison. Slight changes in shades are unavoidable. Colors may vary according to cut and felling.

The composition of Advanced Crystal is compliant with regulatory industry norms and laws regarding the restriction or prohibition of certain substances in the most relevant segments of our customers. Please note that the compliance of the crystal colors Citrine, Fireopal, Hyacinth, Light Siam, Siam and Yellow Opal vary to certain industry regulations. Those regulations are indicated with an (*) in the compliance overview. Indian Siam (option to L. Siam) and Tangerine (option to Sun) conform to all CLEAR-lists. For further information please visit swarovski.com/professional

OPEN TO SEE SIZES

TABLE OF SIZES

• PP 0 0.70-0.80 mm	● PP 21 [SS 10] 2.70-2.80 mm	● SS 26 5.61-5.78 mm	● SS 45 9.85-10.19 mm
• PP 1 [SS 000] 0.80-0.90 mm	● PP 22 [SS 10] 2.80-2.90 mm	● SS 27 5.78-5.96 mm	
• PP 2 [SS 00] 0.90-1.00 mm	● PP 23 [SS 11] 2.90-3.00 mm	● SS 28 5.96-6.14 mm	● SS 46 10.19-10.54 mm
• PP 3 [SS 0] 1.00-1.10 mm	● PP 24 [SS 12] 3.00-3.20 mm	● SS 29 6.14-6.32 mm	
• PP 4 [SS 1] 1.10-1.20 mm	● PP 25 [SS 13] 3.20-3.30 mm	● SS 30 6.32-6.50 mm	● SS 47 10.54-10.91 mm
• PP 5 [SS 2] 1.20-1.30 mm	● PP 26 [SS 13] 3.30-3.40 mm	● SS 31 6.50-6.68 mm	
• PP 6 [SS 2] 1.30-1.35 mm	● PP 27 [SS 14] 3.40-3.50 mm	● SS 32 6.68-6.87 mm	● SS 48 10.91-11.30 mm
• PP 7 [SS 3] 1.35-1.40 mm	● PP 28 [SS 14] 3.50-3.60 mm	● SS 33 6.87-7.07 mm	
• PP 8 [SS 3] 1.40-1.50 mm	● PP 29 [SS 15] 3.60-3.70 mm	● SS 34 7.07-7.27 mm	● SS 49 11.30-11.72 mm
• PP 9 [SS 4] 1.50-1.60 mm	● PP 30 [SS 15] 3.70-3.80 mm	● SS 35 7.27-7.48 mm	
• PP 10 [SS 4] 1.60-1.70 mm	● PP 31 [SS 16] 3.80-4.00 mm	● SS 36 7.48-7.70 mm	● SS 50 11.72-11.97 mm
• PP 11 [SS 5] 1.70-1.80 mm	● PP 32 [SS 17] 4.00-4.10 mm	● SS 37 7.70-7.93 mm	
• PP 12 [SS 5] 1.80-1.90 mm	● PP 33 [SS 17] 4.10-4.20 mm	● SS 38 7.93-8.16 mm	● SS 55 12.97-13.22 mm
• PP 13 [SS 6] 1.90-2.00 mm	● SS 18 4.20-4.40 mm		
• PP 14 [SS 6] 2.00-2.10 mm	● SS 19 4.40-4.60 mm	● SS 39 8.16-8.41 mm	● SS 60 14.22-14.47 mm
• PP 15 [SS 7] 2.10-2.20 mm	● SS 20 4.60-4.80 mm	● SS 40 8.41-8.67 mm	
• PP 16 [SS 7] 2.20-2.30 mm	● SS 21 4.80-4.90 mm	● SS 41 8.67-8.95 mm	● SS 65 15.47-15.72 mm
• PP 17 [SS 8] 2.30-2.40 mm	● SS 22 4.90-5.10 mm	● SS 42 8.95-9.23 mm	
• PP 18 [SS 8] 2.40-2.50 mm	● SS 23 5.10-5.27 mm	● SS 43 9.23-9.53 mm	● SS 70 16.72-16.97 mm
• PP 19 [SS 9] 2.50-2.60 mm	● SS 24 5.27-5.44 mm	● SS 44 9.53-9.85 mm	
• PP 20 [SS 9] 2.60-2.70 mm	● SS 25 5.44-5.61 mm		● SS 75 17.97-18.22 mm

VALID FROM September 2016

Sys.No. 5225898
 Content is subject to change without notice. Errors and misprints excepted.
 D. Swarovski Distribution GmbH, Swarovskistrasse 30, 6112 Wattens, Austria
 © 2016 D. Swarovski Distribution GmbH. All rights reserved. Partial or total publication, transmission, copy or other duplication of texts, graphics, pictures etc. which are to be found in this publication is forbidden without special consent by D. Swarovski Distribution GmbH.
 Swarovski® is a registered trademark of Swarovski AG.

PRINTED by RWF Frömel-Hechenleitner Werbeges.m.b.H., Volders/Austria

SWAROVSKI

CERTIFICATE

meets the high standards set by Swarovski® and has therefore been certified as a

SWAROVSKI

AUTHORIZED WHOLESALER

This Authorized Wholesaler offers you:

- An extensive selection of high quality Swarovski crystals
- Good product knowledge on the brand Swarovski
- Flexibility and professionalism in customer service

The staff of this Authorized Wholesaler will be happy to inform you about Swarovski and the latest brand and presentation materials.

The certification is based on a sustainable business relationship with Swarovski and on the agreement of defined standards.



DATE AND PLACE OF ISSUE

EXPIRY DATE

SWAROVSKI

Swarovski's suggestions for Authorized Wholesalers are recommendations based on Swarovski's actual experience, current knowledge, and the information provided by the Authorized Wholesaler. Such advice does not prevent you from carrying out your own audits, examination, and selection. The selection of an Authorized Wholesaler is solely the customer's responsibility.